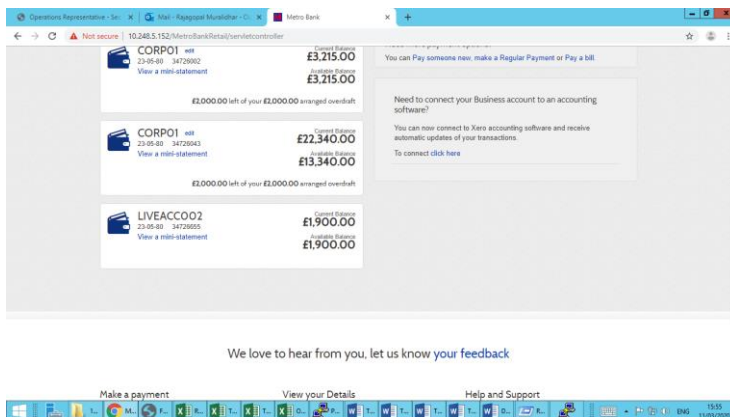
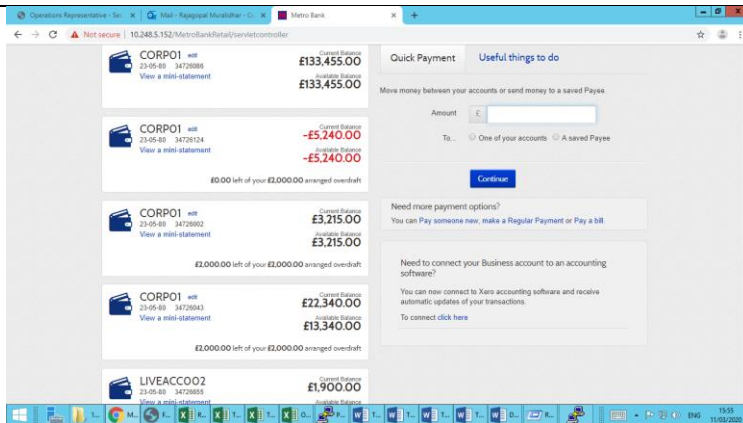


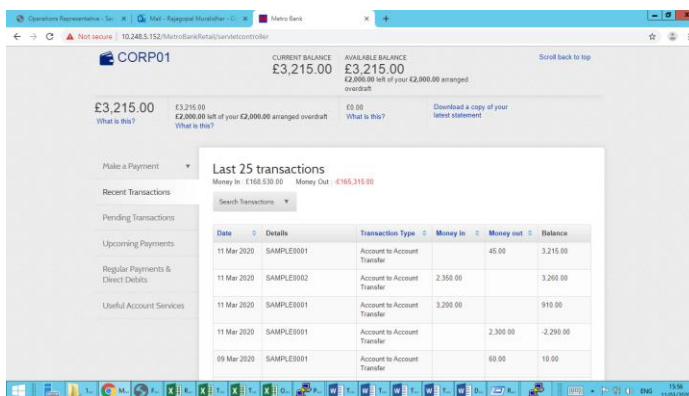
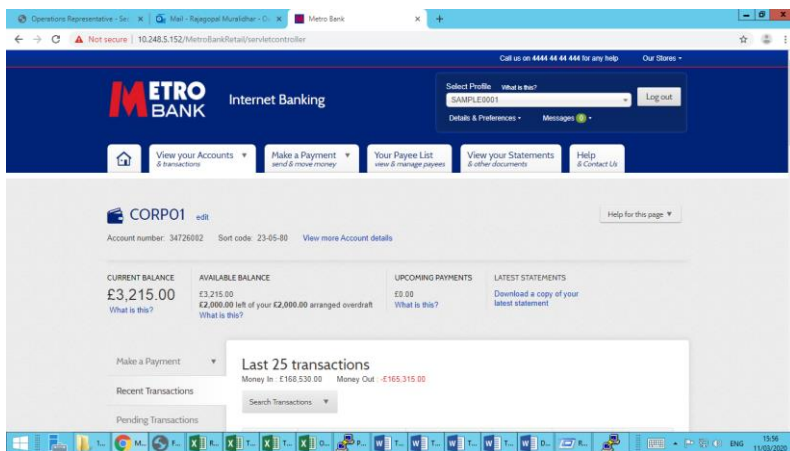
COB/ EDGE Technical Update Document

Contents	Document
Name of Change(s)	Changes to the way we show Available Balance and Overdraft limit
Description of Change(s)	<p>1) On Account Summary page -</p> <ul style="list-style-type: none"> - Available Balance definition changed to exclude OD amount - For customers with OD overdraft information shown below the available balance field. <p>2) Transactions Summary -</p> <ul style="list-style-type: none"> - Available Balance definition changed to exclude OD amount - A new Tooltip below Current Balance field - Overdraft limit heading removed - Transactions being processed label changed to Pending Transactions. - Floating header has the OD information <p>3) Make a Quick Payment -</p> <ul style="list-style-type: none"> - From and To fields will have the newer definition of available balance plus the overdraft information separated <p>4) View Pending Transactions -</p> <ul style="list-style-type: none"> - Transactions being processed label changed to Pending transactions <p>5) Move Money (Transfer) -</p> <ul style="list-style-type: none"> - From and To fields will have the newer definition of available balance plus the overdraft information separated - Payment confirmation page has OD information separated from available balance - Payment successful does not show any balance information anymore <p>6) Send Money (Faster Payment) -</p> <ul style="list-style-type: none"> - From field will have the newer definition of available balance plus the overdraft information separated - Payment confirmation page has OD information separated from available balance - Payment successful does not show any balance information anymore <p>7) Pay a Bill -</p> <ul style="list-style-type: none"> - From field will have the newer definition of available balance plus the overdraft information separated - Payment confirmation page has OD information separated from available balance - Payment successful does not show any balance information anymore
Effective Date of Change(s)	30/03/2020
Scope of Change(s)	Retail (EDGE Platform)
Release Type (Major or Minor)	Minor
Release Version	2.09.02.03
Impacted Functionality	Provide overview of the change being made & the impacted functionality.
Screenshots or Examples	<p>1) On Account Summary page -</p> <ul style="list-style-type: none"> - Available Balance definition changed to exclude OD amount - For customers with OD overdraft information shown below the available balance field.



2) Transactions Summary -

- Available Balance definition changed to exclude OD amount
- A new Tooltip below Current Balance field
- Overdraft limit heading removed
- Transactions being processed label changed to Pending Transactions.
- Floating header has the OD information



CURRENT BALANCE: £3,215.00
AVAILABLE BALANCE: £3,215.00
£2,000.00 left of your £2,000.00 arranged overdraft

Date	Details	Transaction Type	Money In	Money out	Balance
09 Mar 2020	SAMPLE0001	Account to Account Transfer	1,000.00		715.00
09 Mar 2020	SAMPLE0001	Account to Account Transfer		55,000.00	-530.00
09 Mar 2020	SAMPLE0001	Account to Account Transfer	600.00		54,870.00
06 Mar 2020	SAMPLE0001	Account to Account Transfer	52,000.00		54,570.00
06 Mar 2020	SAMPLE0001	Account to Account Transfer		200.00	2,670.00
06 Mar 2020	NI Transaction Date 06/03/20 TT20066CY09	Cash Deposit	3,000.00		2,830.00
06 Mar 2020	SAMPLE0001	Account to Account Transfer		5,500.00	-170.00
06 Mar 2020	SAMPLE0001	Account to Account Transfer	6,000.00		4,830.00
06 Mar 2020	test abc	Outward Faster Payment		200.00	-1,170.00
06 Mar 2020	SAMPLE0001	Account to Account Transfer		500.00	-970.00

3) Make a Quick Payment -

- From and To fields will have the newer definition of available balance plus the overdraft information separated

4) View Pending Transactions -

Transactions being processed label changed to Pending transactions

5) Move Money (Transfer) -

- From and To fields will have the newer definition of available balance plus the overdraft information separated.

- Payment confirmation page has OD information separated from available balance
- Payment successful does not show any balance information anymore

Step 1 of 3 - Payment Details

Move Money (Between your Metro Bank accounts) | Send Money (To a saved Payne or someone new) | Pay a Bill (To a company or organisation)

Amount: Please enter an amount to move. Input: £ 25

From: CORP01 - 3472602 (£3,215.00 and £2,000.00 left of your arranged overdraft)

To: Profile: SAMPLE0001

Account: Select one of your Metro Bank accounts

Amount: Please enter an amount to move. Input: £ 25

From: CORP01 - 3472602 (£3,215.00 and £2,000.00 left of your arranged overdraft)

To: Dropdown menu open showing options:

- CORP01 - 3472602 (£3,215.00 and £2,000.00 left of your arranged overdraft)
- CORP01 - 3472606 (£133,455.00)
- CORP01 - 34726124 (-£5,240.00 and £3.00 left of your arranged overdraft)
- CORP01 - 3472643 (£13,340.00 and £2,000.00 left of your arranged overdraft)
- LIVEACC02 - 3472655 (£1,909.00)

When: Pay now | Make this a Regular Payment | Pay at a future date

Make a Payment

Step 2 of 3 - Confirm the Payment

Confirm the Payment

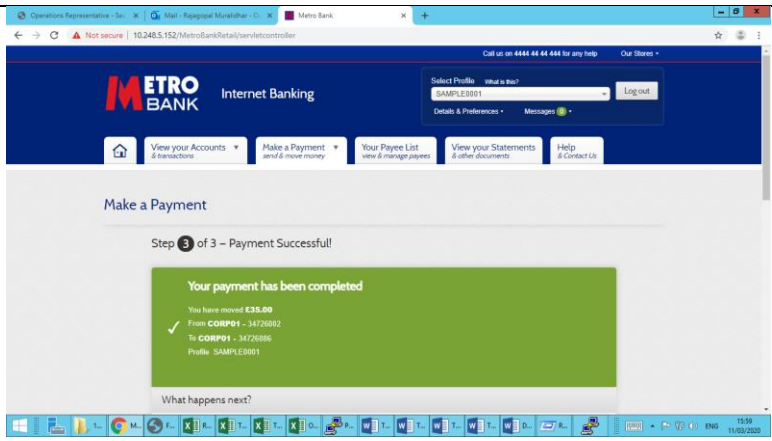
Amount: You are sending £35.00

From: CORP01 - 3472602 (£3,215.00 and £2,000.00 left of your arranged overdraft)

To: SAMPLE0001 | CORP01 - 3472606 (£133,455.00)

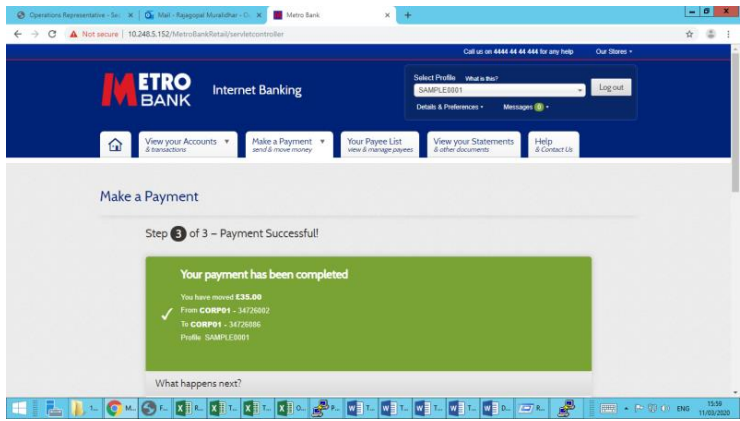
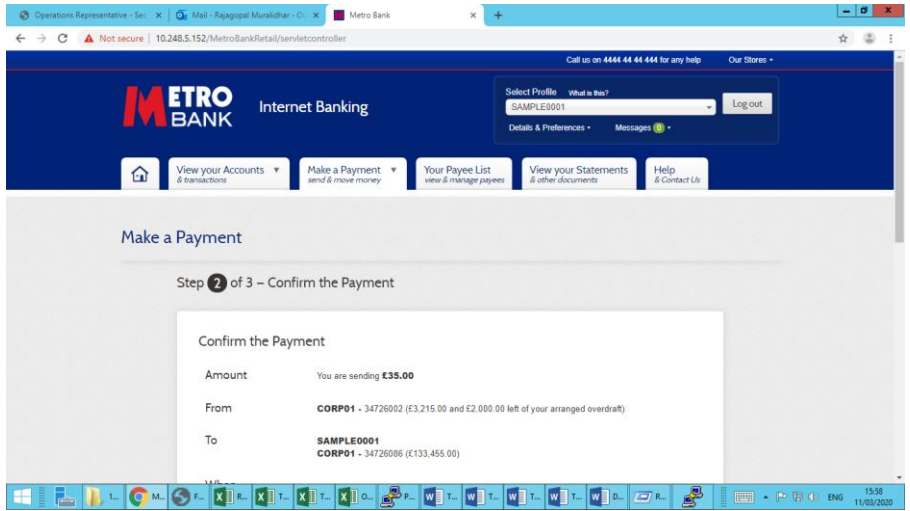
When: now

Make the Payment | Go back and make changes



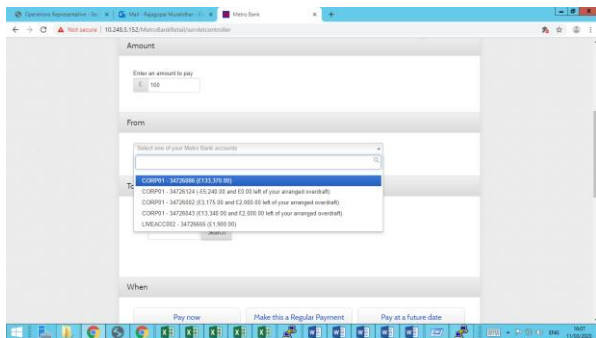
6) Send Money (Faster Payment) -

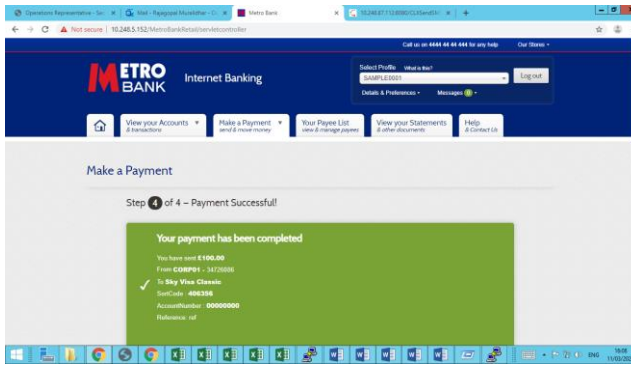
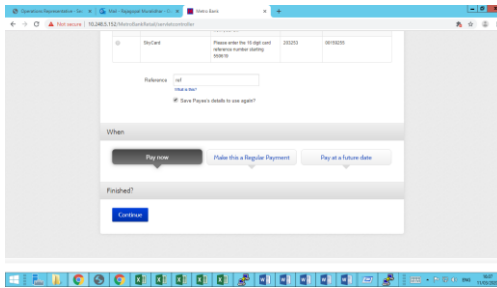
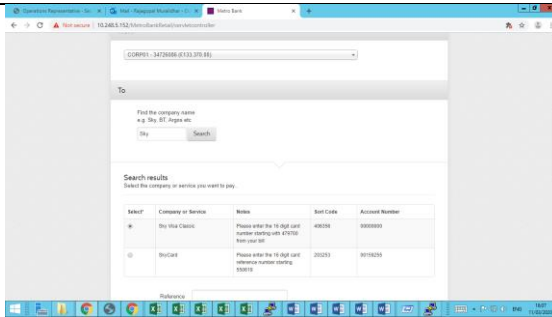
- From field will have the newer definition of available balance plus the overdraft information separated
- Payment confirmation page has OD information separated from available balance
- Payment successful does not show any balance information anymore



7) Pay a Bill -

- From field will have the newer definition of available balance plus the overdraft information separated





Test Facility Availability Date

08/04/2020